











## **DVR81xx EV Kit Information**

In order to provide the better service for customer to test the DVR81xx series, we supply the DVR81xx EV Kit as below. There are 2 options, basic kit and advance kit. Basic kit is for those people who have the video camera ready. Advance kit is for the people require extra cameras and accessories for full functional test. Customer needs to specify the exact DVR module no for the purchase, ie DVR8100, DVR8101...

1. **Basic EV Kit** will include the following parts, 1 each.

1.	DVR81xx module		5.	Cable – 4p-PWR_RCA	
2.	Key Board		6.	Cable – 2p-RCA	
3.	DC Adapter (USA version)		7.	Cable – flat 4p, 2mm	
4.	Cable RCA-RCA		8.	Cable – power 1/3	
			9.	Cable – 2p open	
			10.	Cable – 3p open	

2. **Advance Kit** : please refer to the following list for the purchase.

<u>No</u>	<u>Description</u>	<u>Partno.</u>	<u>Price USD</u>	<u>Picture</u>
1	SD Card (1GB)	MEMC-SD00-1024		
2	Camera Mono	CAM0-HT20-8000		
3	Camera Color	CAM1-HT20-7000		
4	DC Adapter 9V, 1000mA (for camera)	ACDC-0910-1500 (USA)		
5	Cable RCA-RCA 1.5M (for camera to DVR)	CBL1-0001-1522		

**Set up of the EV Kit – the following diagram is for full function setup.**

Note: Red Line is for power path and blue line for video.

